

This *What's New* communication is being shared with everyone who took the Adobe Connect Instructor session with Contact North Learning Technologies. Feel free to share this message further.

We've been busy creating additional resources and host tools for your Adobe Connect web conference sessions !



What's New with Adobe Connect:

new HandsUp communication tools

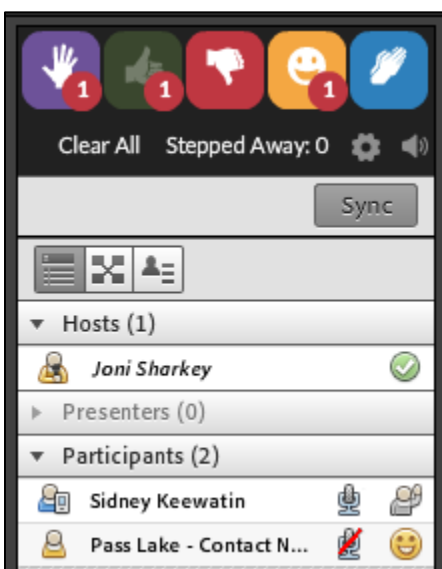
new Host tools in the e-CLASSES Portal

new Host pod / tool resources

YouTube viewer returns

new *Instructor Advanced* training sessions

1) HandsUp communication icons



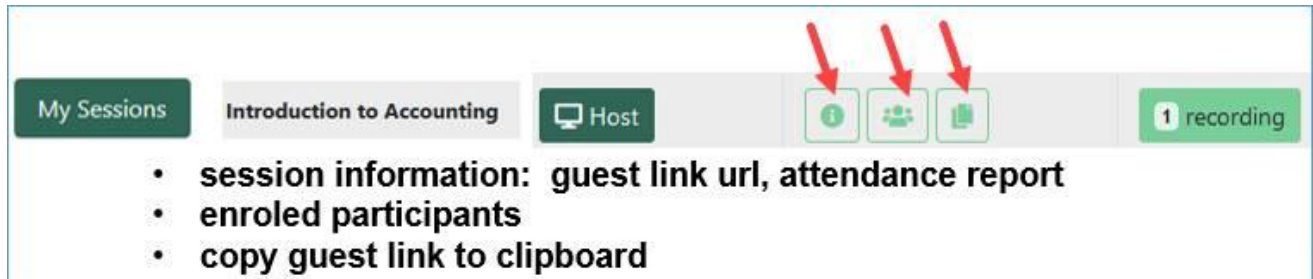
HandsUp is a third party pod hosts can add to any or all of their layouts.

The communication icons are more prevalent, you can choose your preferred settings, and you can position and size the pod where you wish. On mobile, HandsUp pod shows as "unsupported" however it integrates into the feedback given by mobile users.

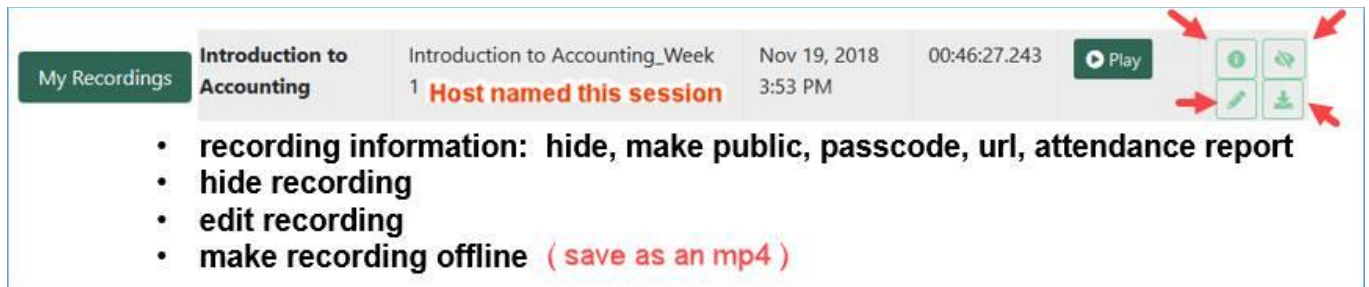
[How to set up HandsUp](#) [pdf](#) [video tutorial](#)

2) Host tools in the e-CLASSES Portal

After logging in to the [e-CLASSES Portal](#) hosts will see new tools in their *My Sessions* and *My Recordings* event lines – enrolled participants, attendance report, recording and playback options. New portal tools will continue to be developed:



- **session information: guest link url, attendance report**
- **enroled participants**
- **copy guest link to clipboard**



- **recording information: hide, make public, passcode, url, attendance report**
- **hide recording**
- **edit recording**
- **make recording offline (save as an mp4)**

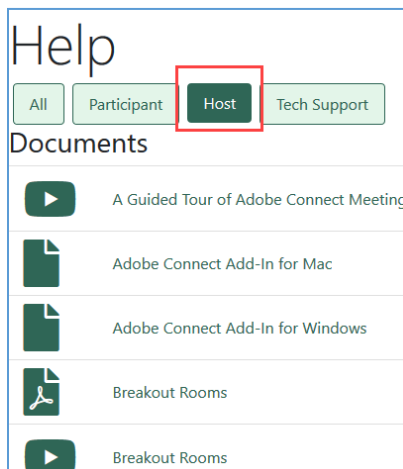
3) Host pod / tool resources

We continue to create *how to* resources for Adobe Connect pods and classroom tools – available for your reference 24 / 7 !

[Host Help](#) on the e-CLASSES Portal

Video tutorials on [e-CLASSES Instructor YouTube channel](#)

Each component of the Share Pod now has a pdf and video resource.

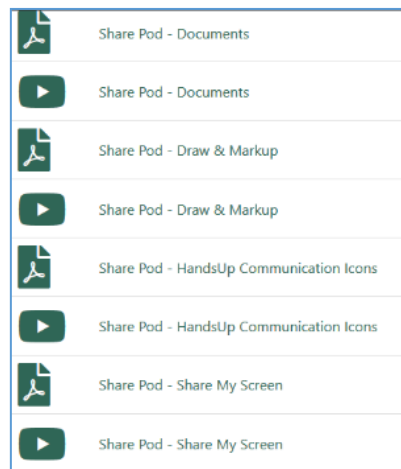


Help

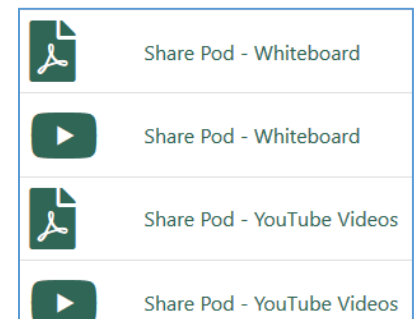
All Participant **Host** Tech Support

Documents

- ▶ A Guided Tour of Adobe Connect Meeting
- 📄 Adobe Connect Add-In for Mac
- 📄 Adobe Connect Add-In for Windows
- 📄 Breakout Rooms
- ▶ Breakout Rooms

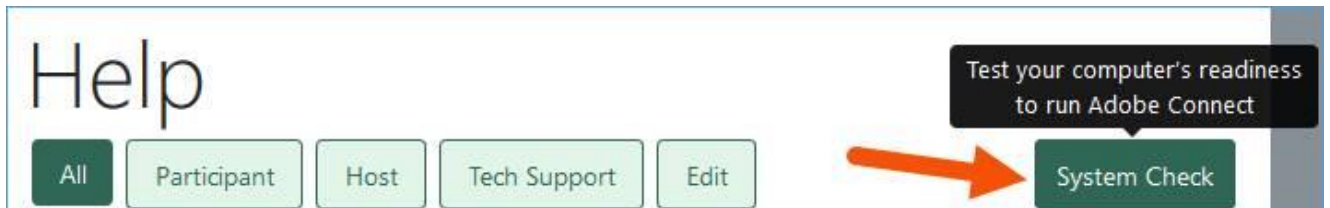


- 📄 Share Pod - Documents
- ▶ Share Pod - Documents
- 📄 Share Pod - Draw & Markup
- ▶ Share Pod - Draw & Markup
- 📄 Share Pod - HandsUp Communication Icons
- ▶ Share Pod - HandsUp Communication Icons
- 📄 Share Pod - Share My Screen
- ▶ Share Pod - Share My Screen



- 📄 Share Pod - Whiteboard
- ▶ Share Pod - Whiteboard
- 📄 Share Pod - YouTube Videos
- ▶ Share Pod - YouTube Videos

A [System Check](#) has been added to the Help page to check your computer and network connections for the best possible Adobe Connect experience **and to test your audio before you join a session:**

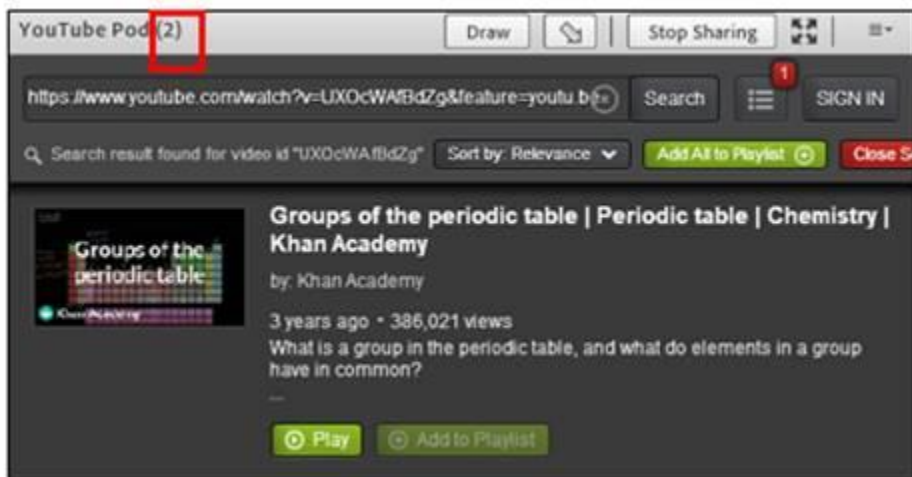
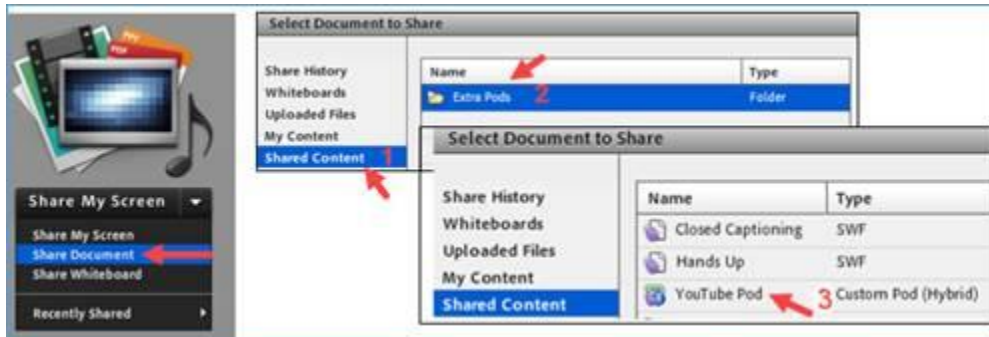


4) YouTube viewer returns

The YouTube viewer shows a YouTube video *in the Share pod* to participants attending by computer *and mobile devices*.

The third party creator has updated the viewer and YouTube videos are ready to play again!

[How to set up YouTube viewer in a Share pod](#) [pdf](#) [video tutorial](#)



5) Adobe Connect Instructor *Advanced* training sessions

Beginning late-September 2019, we will be offering an additional live, online, and interactive training session: [Adobe Connect Instructor Advanced](#).

We need an additional instructor session to delve into all the options of Adobe Connect breakout room and the robust capabilities of hosting your session from a tablet. This session will also look at host tools *Prepare Mode* and *Presenter Only Area* to give you more presentation options.

Check out our [web conference training schedule](#) and grow into additional Adobe Connect tools!

Under Development !

- Single sign-on authentication allowing faculty and students to log into Adobe Connect using their institutional credentials
- Shared content –to allow faculty to access content for multiple sessions of the same course or from one semester to the next



Contact North Technical Helpdesk

1-888-850-4628

Monday – Friday, 7:30am ET to 10:30pm ET

We welcome your feedback to e-classes@contactnorth.ca

Joni Sharkey, Stacey Ornatowski and Sarah Stocker

Learning Technologies
Technologies de l'apprentissage

Contact North | Contact Nord
1139, promenade Alloy Drive, Suite/bureau 104
Thunder Bay, Ontario P7B 6M8
Tel. | Tel. : (800) 561-2222 (option 2)
Fax | Téléc. : (807) 344-2390
e-classes@contactnorth.ca

Visit us on / Visitez-nous à : [Contact North | Contact Nord](#), [Facebook](#), [Twitter](#), [e-Channel](#), [YouTube](#), [LinkedIn](#)



Contact North Helpdesk: 1-888-850-4628

e-CLASSES Adobe Connect Meeting login <https://eclassesconnect.contactnorth.ca>

Instructor Adobe Connect Meeting Web Conference Resources <https://eclassesconnect.contactnorth.ca/help/host>

e-CLASSES Instructor YouTube Channel <https://www.youtube.com/channel/UCxlm8RLAiIOEWXi0ALri2zg/playlists>

e-CLASSES Instructor Twitter [@CNorth_eclasses](#)

e-CLASSES Student Resources <https://eclassesconnect.contactnorth.ca/help/participant>